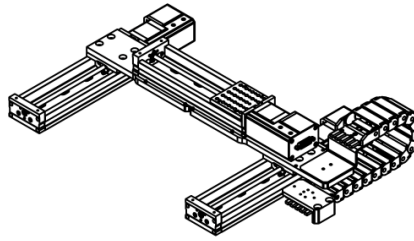


ZABER

LSQ Gantry Horizontal (Top Mount) Y Axis (1/2)

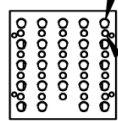
dimensions in mm



Note:

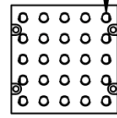
X-MCC not shown

24X M6X1.0 ∇ 6.3
12.5 x 12.5 grid spacing



Mounting Surface Detail
without AP204, without dust cover

25X M6X1.0 ∇ 7.0
12.5 x 12.5 grid spacing



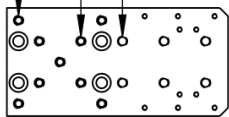
Mounting Surface Detail
without AP212, with dust cover

20X 8-32 UNC ∇ 6.3
12.7 x 12.7 grid spacing

4X M6X1.0 ∇ 16.0
50 x 50 grid spacing

4X M6X1.0 ∇ 16.0
25 x 25 grid spacing

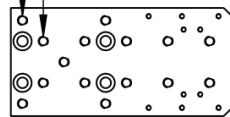
6X M6X1.0 THRU ALL
25 x 25 grid spacing



Mounting Surface Detail
with AP204

4X M6X1.0 ∇ 9.0
50 x 50 grid spacing

10X M6X1.0 ∇ 9.0
25 x 25 grid spacing



Mounting Surface Detail
with AP212

Optional: AP204/AP212 + CG01/CG02,
use with Z/Theta or end effectors

